

Voting During the Time of a Pandemic

Paul DeGregorio

ACEEEO Honorary Member, former Chairman US Election Assistance Commission

Presentation on session on US presidential election. Nov 10, 2020





✓ The Associated Press has called this race · [Learn more](#)

Joe Biden



290

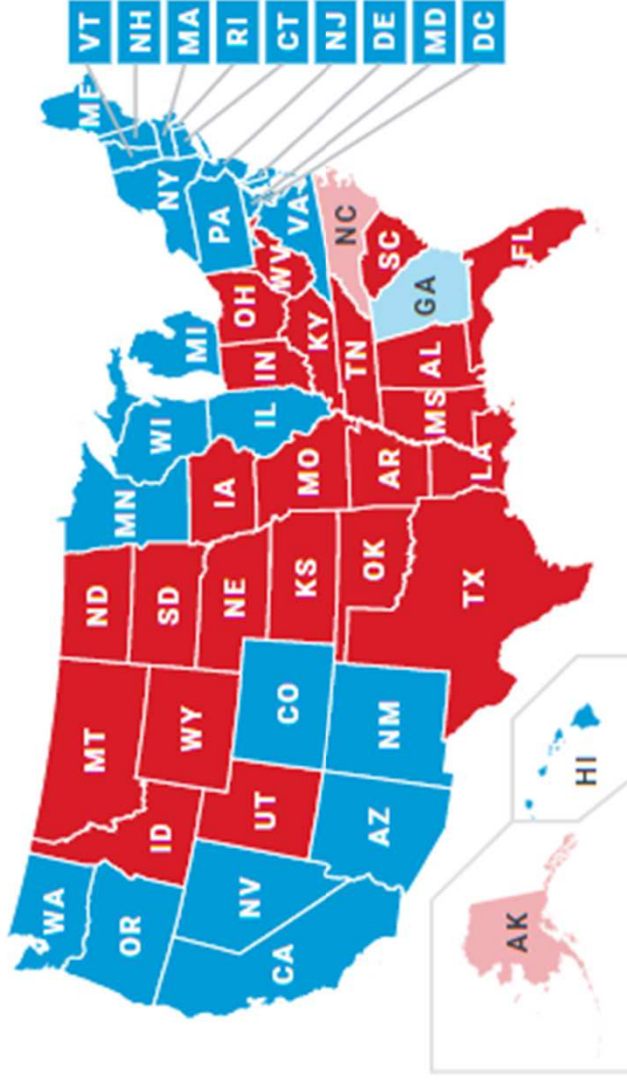
Donald Trump



214

Full score

270 to win



■ Won ■ Leads

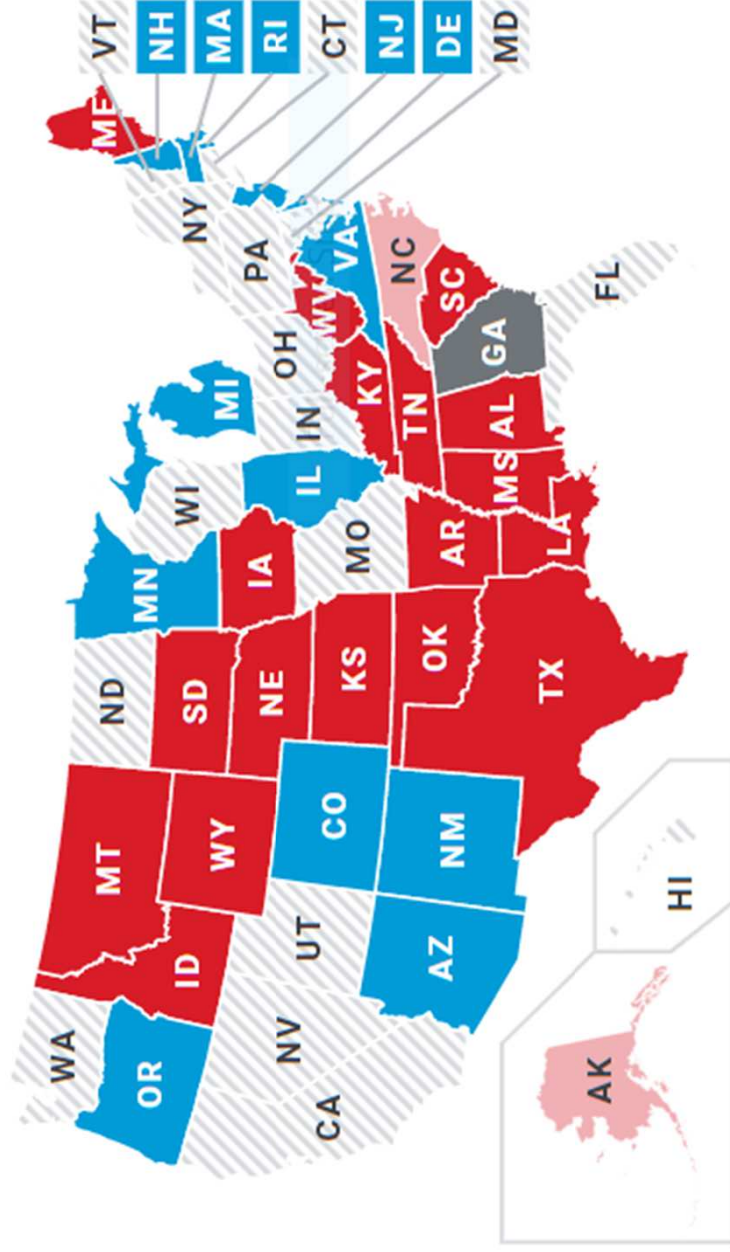
Swing states From The Associated Press		 Biden	 Trump	⋮
Georgia 16 electoral votes · 99% reporting		49.5% 2,469,118	49.3% 2,456,781	>
North Carolina 15 electoral votes · 99% reporting		48.7% 2,659,706	50.1% 2,734,525	>
Arizona 11 electoral votes · 98% reporting		49.5% 1,648,642	49% 1,633,896	>
Florida 29 electoral votes · 99% reporting		47.9% 5,284,453	51.2% 5,658,847	>
Iowa 6 electoral votes · 99% reporting		45% 757,905	53.2% 896,411	>
Michigan 16 electoral votes · 99% reporting		50.6% 2,790,648	47.9% 2,644,525	>
Nevada 6 electoral votes · 95% reporting		50.2% 670,344	47.5% 634,158	>
New Hampshire 4 electoral votes · 99% reporting		52.8% 423,291	45.6% 365,373	>
Ohio 18 electoral votes · 96% reporting		45.2% 2,603,731	53.4% 3,074,418	>
Pennsylvania 20 electoral votes · 99% reporting		49.8% 3,366,926	49.1% 3,320,670	>
Texas 38 electoral votes · 98% reporting		46.4% 5,218,631	52.2% 5,865,913	>
Wisconsin 10 electoral votes · 99% reporting		49.6% 1,630,570	48.9% 1,610,030	>

D 46

48 **R**

51 for majority

Other parties have 2 seats



+

-

Won Leads Runoff No election

Parties

Total seats

Gain/Loss

Contest won

No election

217 DEMOCRATS ✓

218 for Control of House

REPUBLICANS 201



Gained 3 Seats, Lost 7 Seats

Gained 8 Seats, Lost 3 Seats

i What is this?



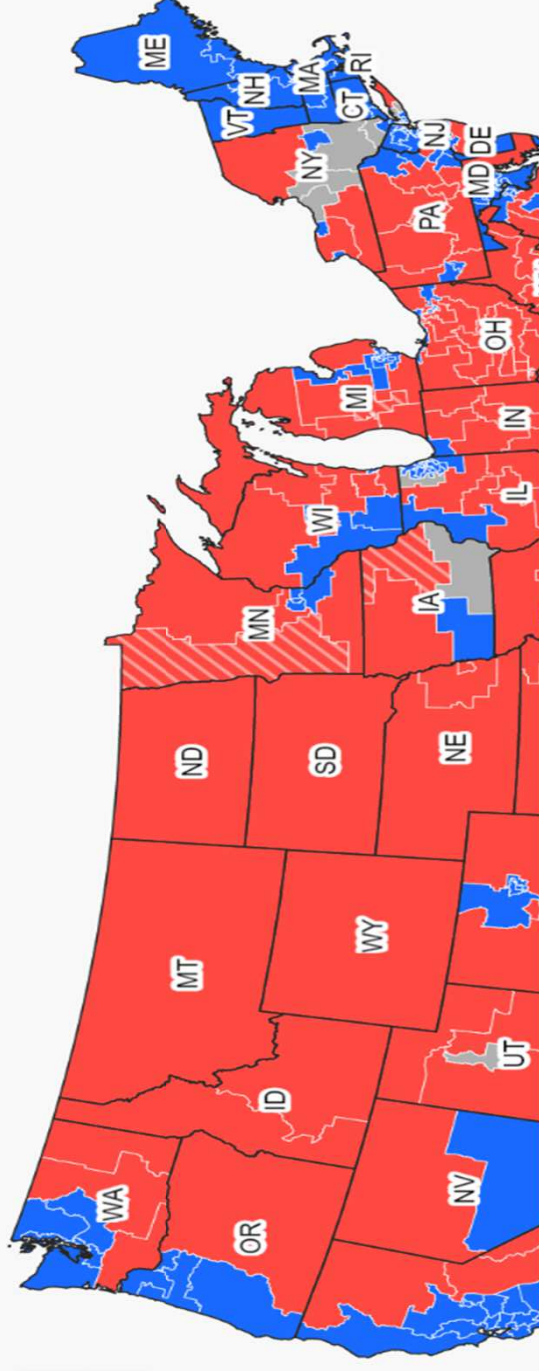
CNN Projection

REP
Win Flip

- Processing results
- No election

- Processing results
- No election

- Processing results
- No election



Maps

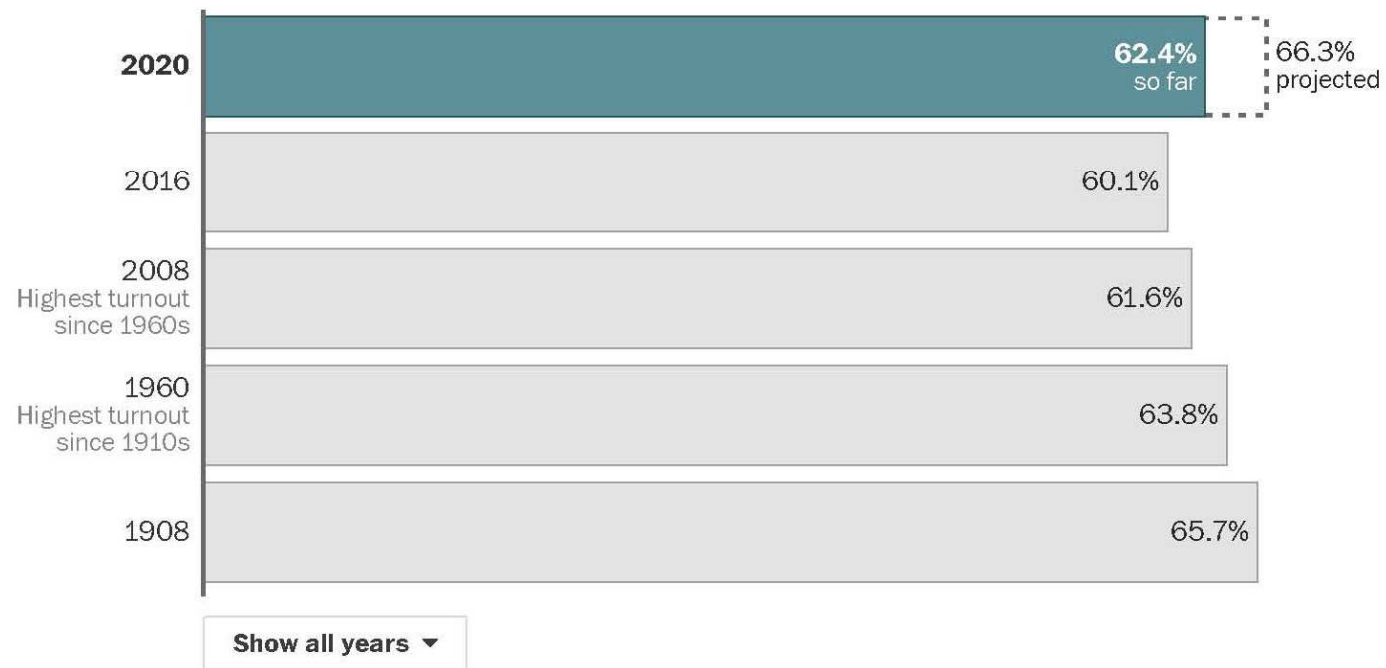


2020 turnout is on pace to break century-old records

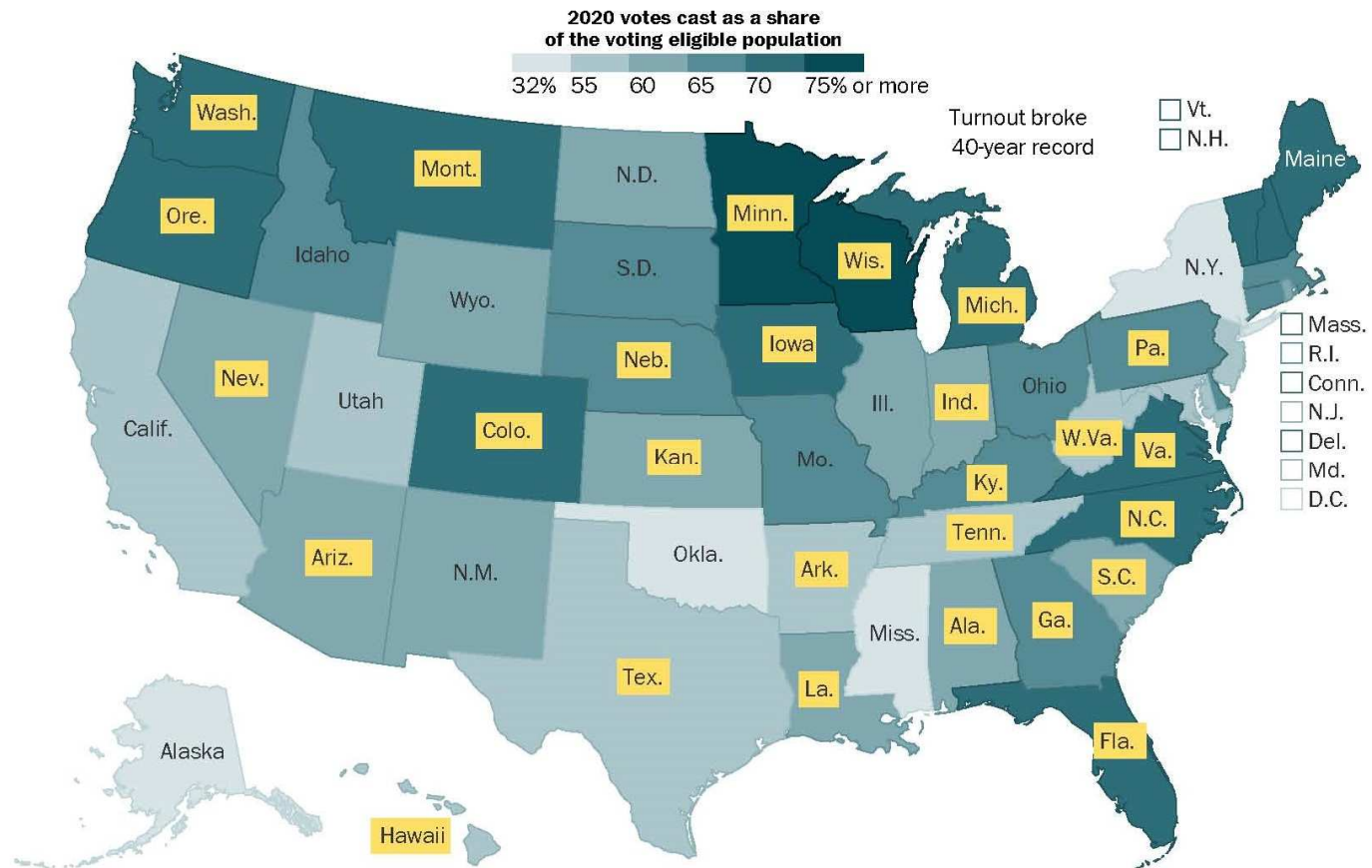
Vote counting continues, but many states have already hit new high marks

How 2020 compares to other high-turnout presidential elections

As a share of the voting-eligible population



Source: Washington Post

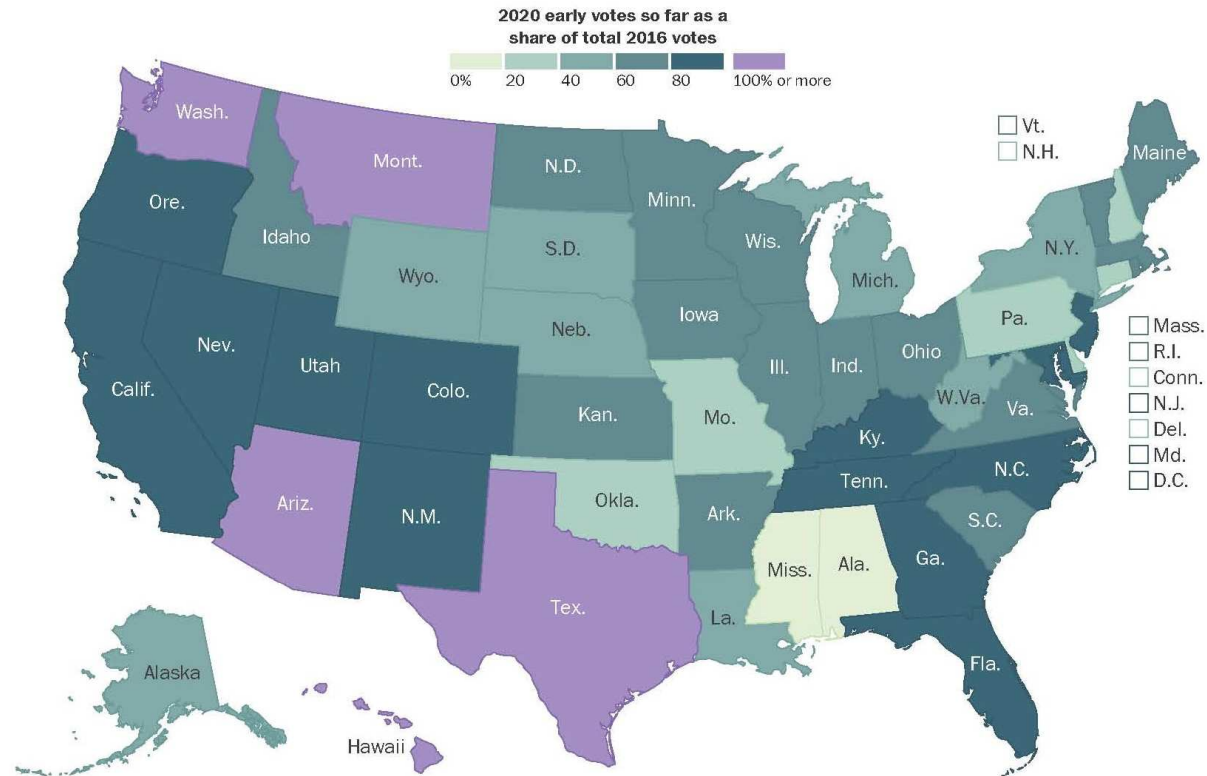


Source: Washington Post

0% 100%

The U.S. hit 73% of 2016 voting before Election Day

At least 101.9 million voted early nationwide



👉 Hover on a state to see vote counts

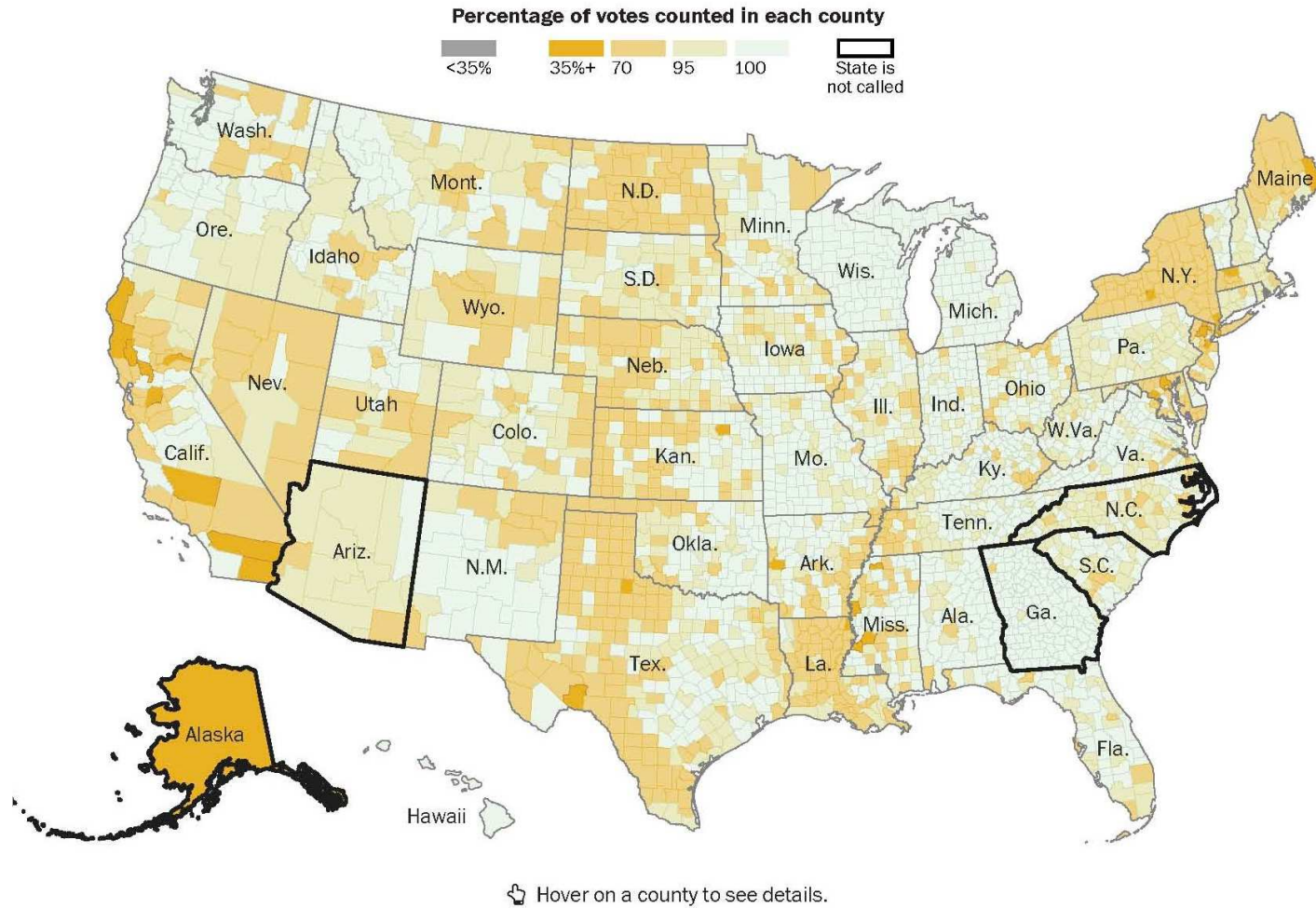
Story by **Brittany Renee Mayes** and **Kate Rabinowitz**

Data analysis by **Peter Andringa** and **Lenny Bronner**

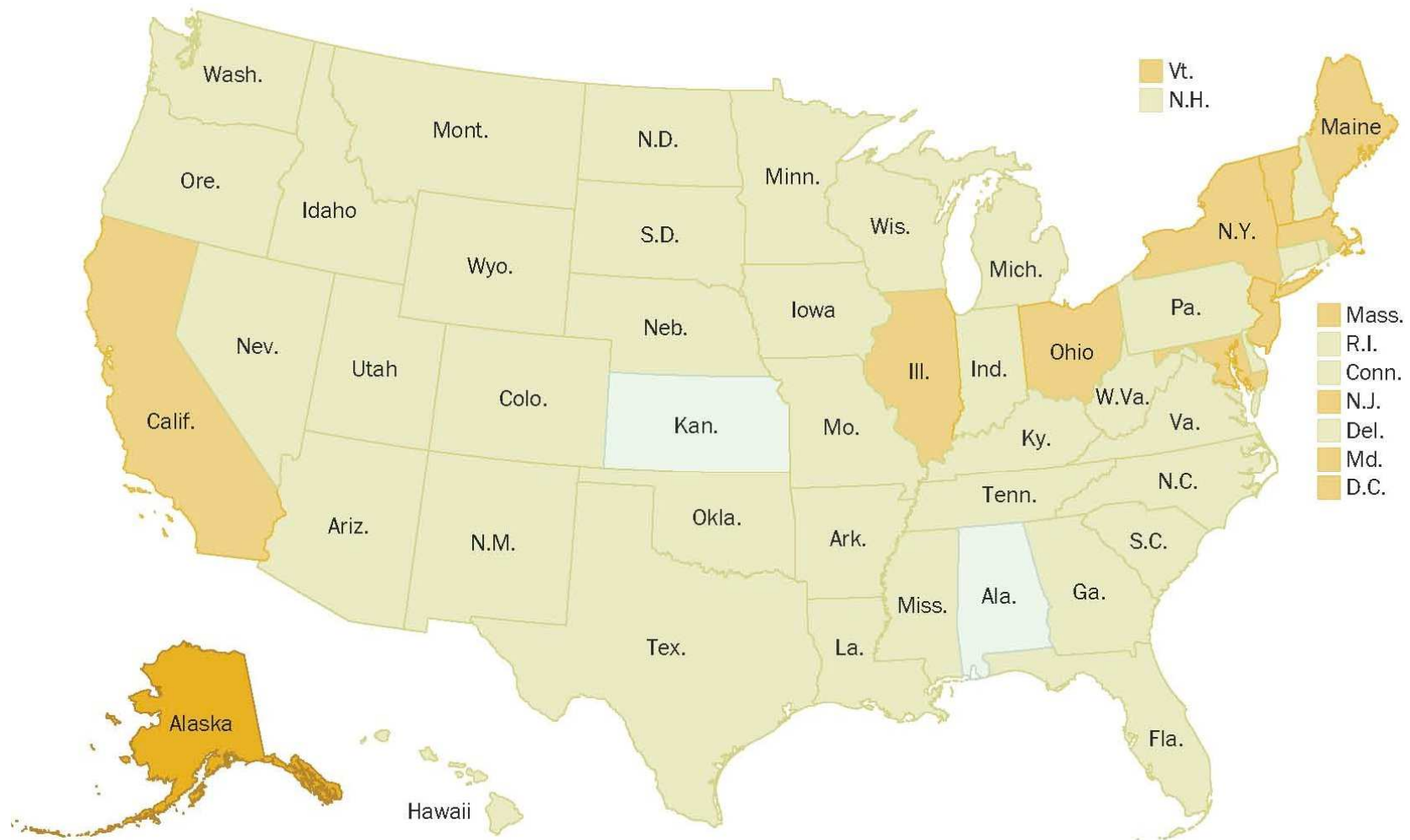
Published on Oct. 20, 2020 | Data last updated Nov. 3 at 1:15 p.m.

Source: Washington Post

Where votes are still being counted



Source: Washington Post



🖱️ Hover on a state to see details.

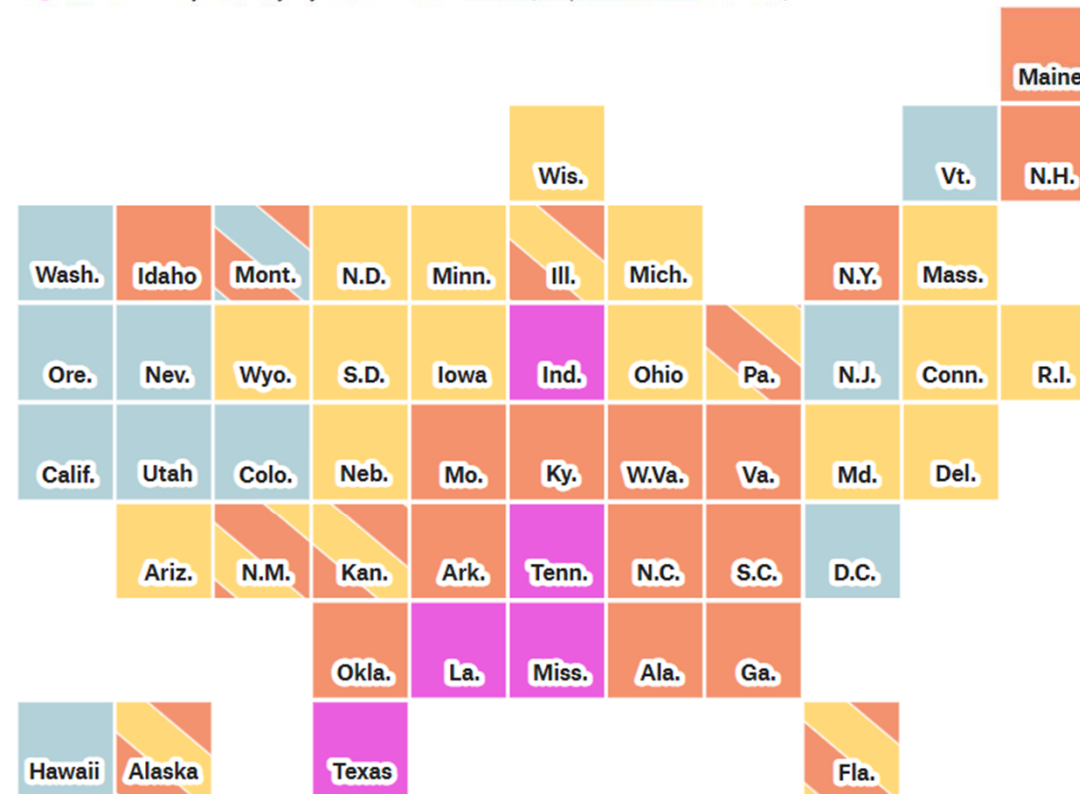
Source: Washington Post

A state-by-state guide to voting in the age of COVID-19

By [Nathaniel Rakich](#), [Maya Sweedler](#) and [Julia Wolfe](#)

How easy — or difficult — voting by mail is in each state

- Everyone can vote by mail, and **ballots** are automatically mailed to voters
- Everyone can vote by mail, and mail-ballot **applications** are automatically mailed to voters
- Everyone can vote by mail, but **nothing** is automatically mailed to voters*
- You can vote by mail only if you have a **valid excuse** (the pandemic doesn't count)

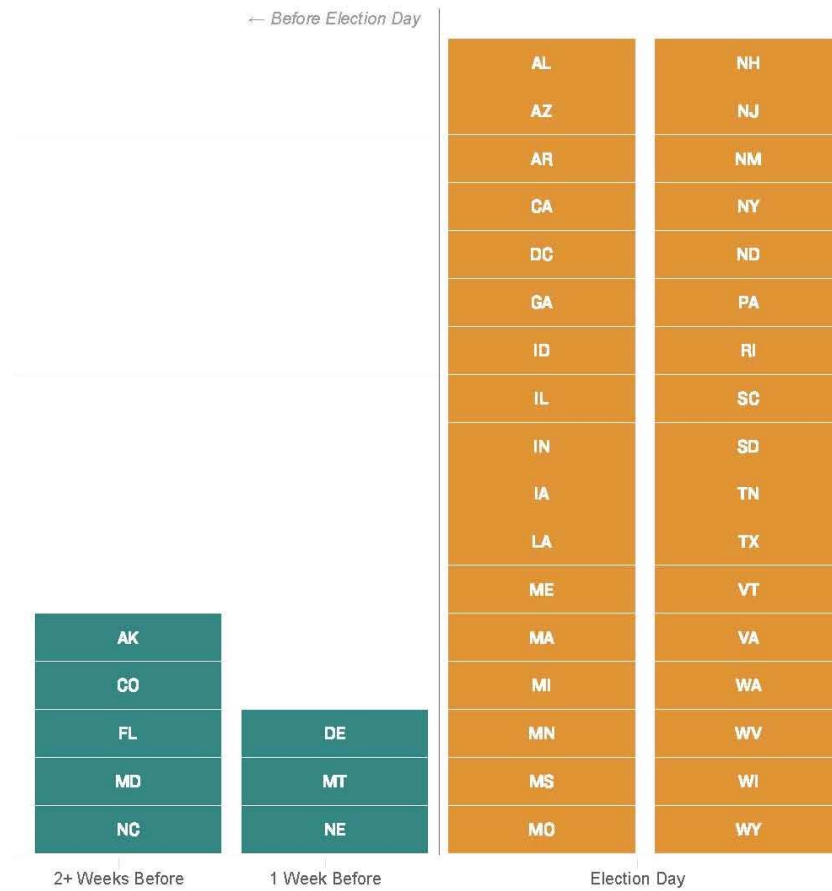


*Includes states that allow anyone to use the pandemic as an excuse.

Alaska, Florida, Illinois, Kansas, New Mexico and Pennsylvania are mailing applications to at least 10 percent of voters, but not all

Source: Washington Post

When States Begin Counting Mail-In Votes



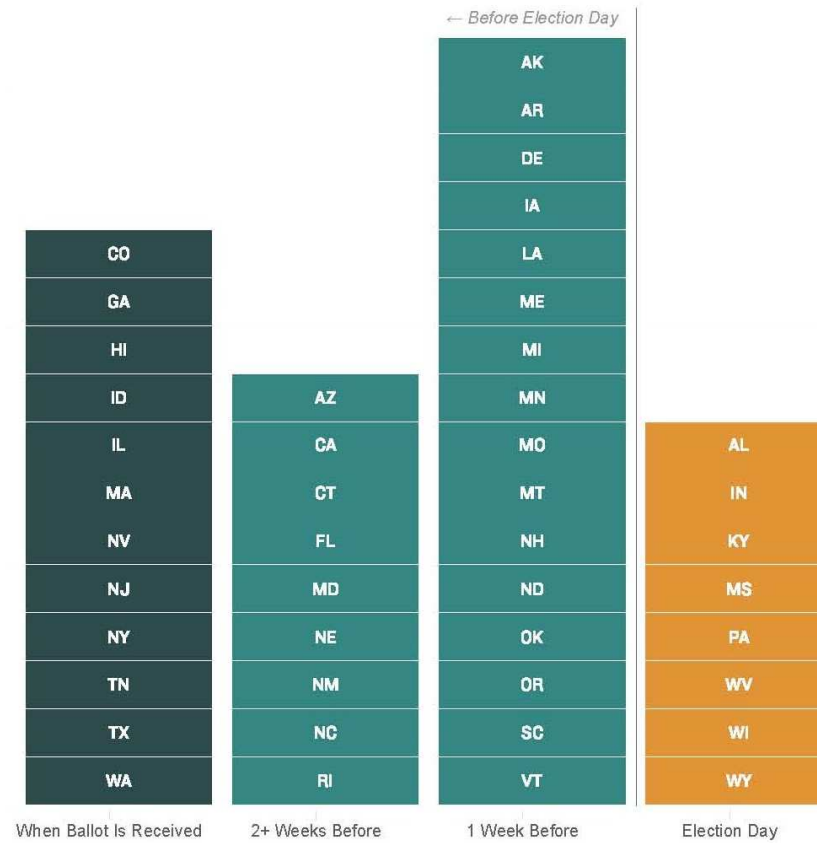
Notes

Counting dates not specified for Hawaii, Kansas, Kentucky, Ohio, Oklahoma, Oregon, Nevada and Utah. Counting dates vary in Connecticut by locality.

Credit: Jess Eng/NPR

Source: National Public Radio

When States Begin Processing Mail-In Votes



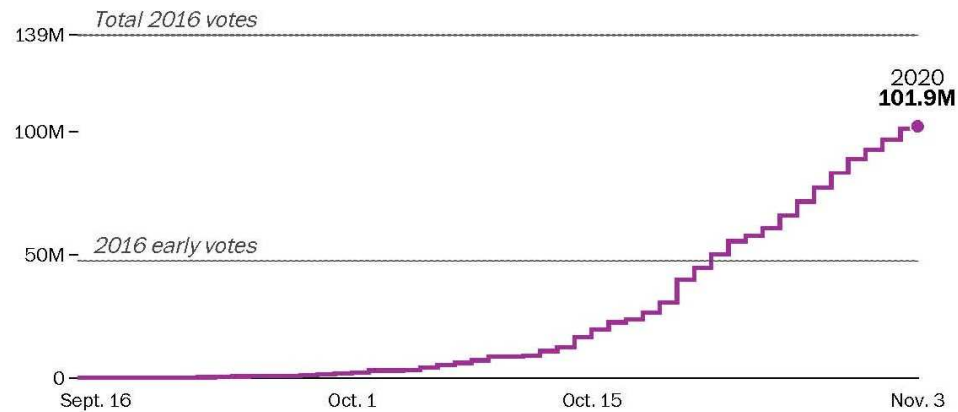
Notes

Processing dates not specified for D.C., Kansas, Ohio, South Dakota, Virginia and Utah.

Credit: Jess Eng/NPR

Source: National Public Radio

In several states, early ballots exceeded the total number of votes cast in 2016. Motivated Americans turned out in person and by mail to ensure their ballots were counted amid a pandemic.



[2020 turnout is on pace to break century-old records]

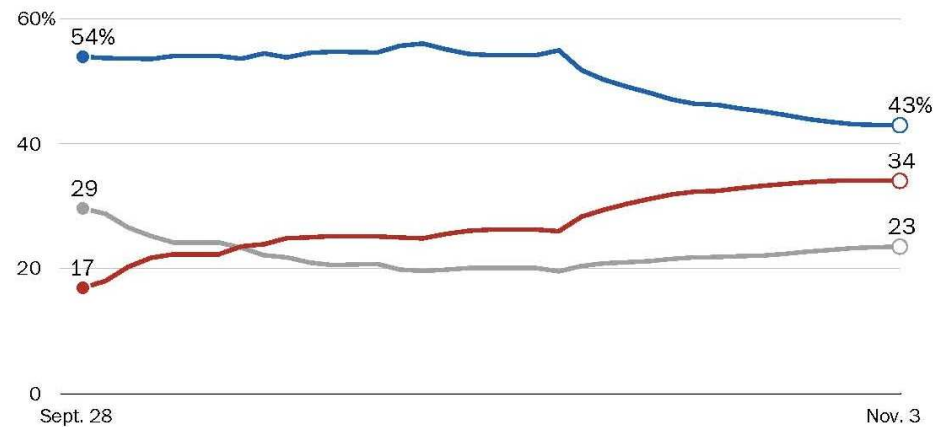
In the earliest days of voting, registered Democrats outvoted Republicans

Source: Washington Post

[2020 turnout is on pace to break century-old records]

In the earliest days of voting, registered Democrats outvoted Republicans roughly three-to-one in battleground states that provide partisan breakdowns. As Election Day neared, however, that gap narrowed.

Cumulative share of ballots cast by registered **Democratic**, **Republican** and **Independent/other** voters in battleground states



Based on data from Florida, Iowa, Nevada, North Carolina and Pennsylvania. Figures may not add up to 100 due to rounding.

Republicans were more likely to tell pollsters they intended to vote in person.

Source: Washington Post



Government, Politics & Issues

St. Charles County Poll Worker Infected With The Coronavirus Dies After Election Day

LOOK
READ
LISTEN

Sections

The Washington Post
Democracy Dies in Darkness

pauldegregorio@g... 



Election 2020

Live updates

Joe Biden

Kamala Harris

How Trump lost

Full election results

Flips from 2016

Opinions



Home



Share



179

Politics

Mark Zuckerberg and Priscilla Chan donate \$100 million more to election administrators, despite conservative pushback

Can we cure all diseases

LILICLOTH



New Voting Technology for 2020

- Apps to **check on wait times** for early voting and election day voting
- Ability to **check ballot status** as it is sent from election office, received by post office, received by voter, returned by mail, received by post office, received by election office, counted.
- **Vote anywhere.** Live electronic pollbooks. Ballot printing on demand.

COVID-Related Election Litigation Tracker

Case List

This database tracks election law cases arising out of the COVID-19 pandemic--over 400 cases in more than 44 states. All cases in the database are listed on this page. Click the applicable header at the top of the list to sort alphabetically by case name, by date filed, by state or by case status. View a summary or a detailed version of the list by clicking "Show as List" or "Show with Details" on the top right.

Case List: 496 cases

[◀ Back](#)[☰ Show with Details](#)

Showing cases per page

<< < 1 2 3 4 5 > >>

Case Name and Number	Filed	State	Status
Costantino v. Detroit, No. 20- -AW	11/09/2020	Michigan	Pending
DJT for President v. Hobbs, No. _____	11/07/2020	Arizona	Pending
In Re: Canvassing Observation, No. 425 EAL 2020 (Penn. Sup. Ct.)	11/05/2020	Pennsylvania	Pending

Source: <https://healthyelections-case-tracker.stanford.edu/>

Websites:

www.electionline.org for daily election
administration issues (national/state/local)